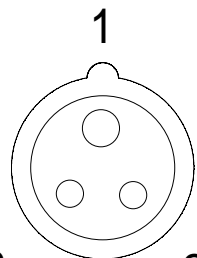


NOTES:

1. Measurements taken to face, not pins.
2. Length of cable will be specified with each order.
3. Pin numbers may be marked on face of connectors.
4. If RMG cable is less than 500mm, maintain difference between tails.

Note: Fit RMG locking ring before moulding

Type RMG-3-FS  
Plug B



1  
2  
3  
Face view of Plug B  
Type RMG-3-FS

See note 4.

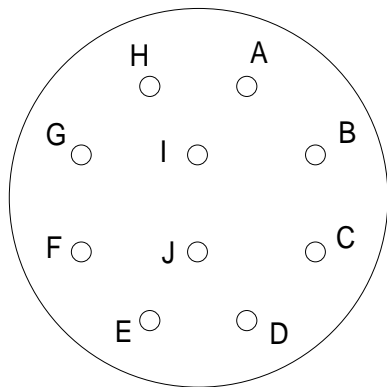
500mm

300mm

Plug A  
Type IELPIL4FS

**NOTE: IF CABLE COLOURS DO NOT MATCH DRAWING  
PLEASE CONTACT SUBMERTEC**

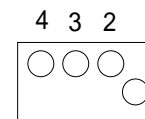
Amphenol Plug  
Type: 97-3106-18-1P



(Face view)

USE SUBMERTEC Orange Spyball CABLE

CABLE	PIN CONNECTIONS			FUNCTION
	Plug A	Plug B	Amphenol	
Conductor				
Coax inner	2		D	Video
Coax outer	1		A	0v
0.75mm red	3		B	Cam +ve
				Focus / Balanced
0.75mm black	1		A	0v
0.75mm orange		2	F	Lamp return
0.75mm white		2	J	Lamp return
0.75mm red/black				
0.75mm white/black		3	I	Lamp power
0.75mm blue				
0.75mm green		3	G	Lamp power



Face view of Plug A  
Type IELPIL4FS

FOR 24 VOLT LED VIDEOLIGHT

**SUBMERTEC LIMITED.**

TITLE: Seaspy E cable detail

DRWG No: CABLE4LED DATE: 2-07-13

DRAWN BY: CNR SCALE: DO NOT SCALE

DIMENSIONS: N/A