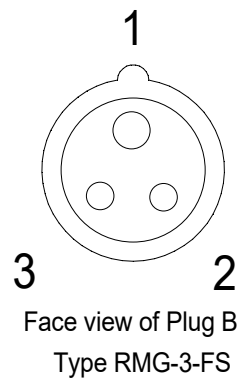
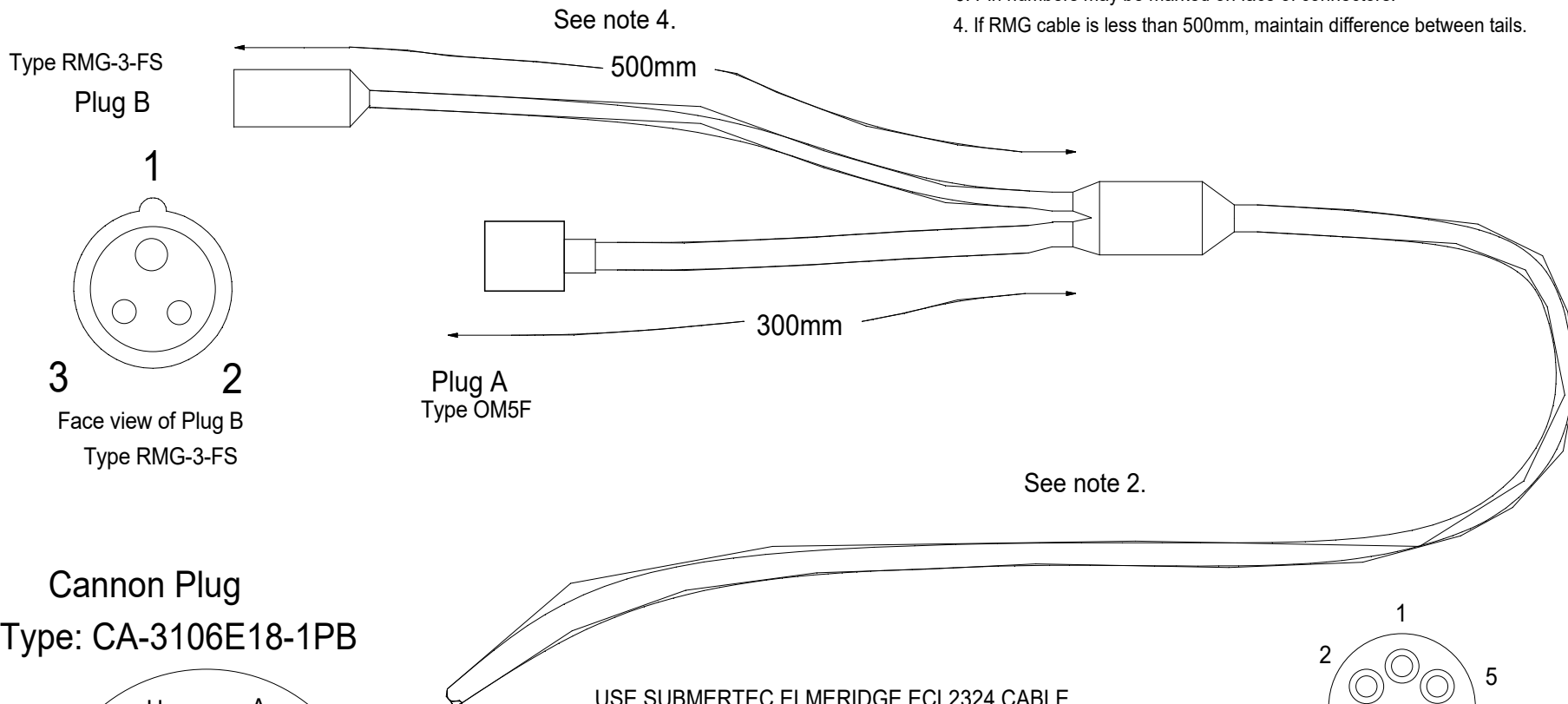


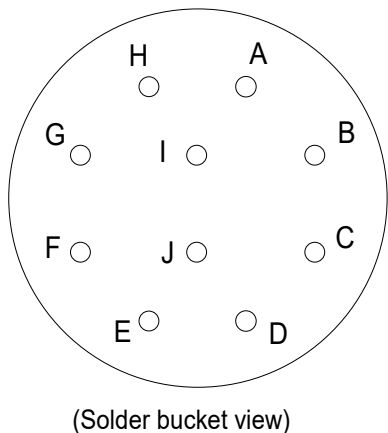
NOTES:

1. Measurements taken to face, not pins.
2. Length of cable will be specified with each order.
3. Pin numbers may be marked on face of connectors.
4. If RMG cable is less than 500mm, maintain difference between tails.

Note: Fit RMG locking ring before moulding



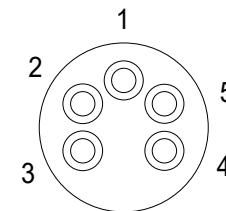
Cannon Plug  
Type: CA-3106E18-1PB



(Solder bucket view)

USE SUBMERTEC ELMERIDGE ECL2324 CABLE

CABLE	PIN CONNECTIONS			FUNCTION
	Plug A	Plug B	Cannon	
Conductor				
Coax inner	2		D	Video
Coax outer	1		E	Vid Scn
0.50 red	3		B	Cam +ve
0.50 brown	1		A	Cam 0v
1.0mm red		3	H	Lamp power
1.0mm white		3	H	Lamp power
1.0mm blue		2	C	Lamp return
1.0mm black		2	C	Lamp return
0.50 TP yellow	4		I	485 A
0.50 TP green	5		J	485 B
0.5 TP screen	1		F	485 scn
			G	spare



Face view of Plug A  
Type OM5F

FOR LED VIDEOLIGHT

**SUBMERTEC LIMITED.**

TITLE: SS-HDI to HDSC camera and UVL3	
DRWG No: SS-HDSC-1	DATE: 22-04-21
DRAWN BY: PCS	SCALE: DO NOT SCALE
DIMENSIONS: N/A	

The copyright for this work is vested in Submertec Limited. This document is issued in confidence for the purpose only for which it was supplied. It must not be reproduced in whole or in part or used for lending or manufacturing purposes except under agreement or with the consent in writing of Submertec Limited and then only on the condition that this notice is included in any such reproduction.